



# Monthly Literacy Activities

## **November**


AWE LEARNING Software:    *MathLand*

Free Third-Party Website:    Base Ten Cubes: How to Build a Robot

<https://www.starfall.com/h/addsub/robot/?sn=math2>

Book to Read:    Marley: A Thanksgiving to Remember

By John Grogan



Reproducible Worksheet:    PLACE VALUE MATH



## Find the missing place value from a 3-digit number

Find the missing numbers:

1)  $5 + 400 + \underline{\hspace{2cm}} = 485$

2)  $1 + 80 + \underline{\hspace{2cm}} = 181$

3)  $3 + 60 + \underline{\hspace{2cm}} = 163$

4)  $60 + 8 + \underline{\hspace{2cm}} = 668$

5)  $8 + \underline{\hspace{2cm}} + 300 = 398$

6)  $\underline{\hspace{2cm}} + 50 + 100 = 151$

7)  $9 + \underline{\hspace{2cm}} + 100 = 189$

8)  $\underline{\hspace{2cm}} + 8 + 800 = 808$

9)  $6 + 10 + \underline{\hspace{2cm}} = 716$

10)  $\underline{\hspace{2cm}} + 400 + 20 = 428$

11)  $900 + 60 + \underline{\hspace{2cm}} = 963$

12)  $7 + 50 + \underline{\hspace{2cm}} = 557$

13)  $\underline{\hspace{2cm}} + 40 + 800 = 843$


14)  $4 + \underline{\hspace{2cm}} + 200 = 254$

# MAKERSPACE

## Fall Leaves Name Craft


### You will need:

- Printer paper or card stock
- Scissors
- Glue
- Pencil
- Crayons or markers
- Fall Leaves Cutouts
- Fall Tree Printable



### Instructions:

1. Print the Fall Leaves Cutouts and Tree Printable on printer paper or card stock.
2. Color the Fall Leaves Cutout pieces using your choice of crayons or markers.
3. Cut out the Fall Leaves Cutout Pieces.
4. Count the letters in your name. Then, count out that many leaf cutout pieces.
5. Write each letter of your name on a leaf cutout piece.
6. Glue the leaf cutouts onto the Fall Tree in order to spell your name.
7. Your craft is ready!



Fall Leaves Cutouts

