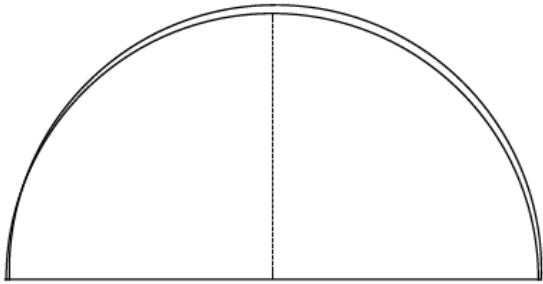




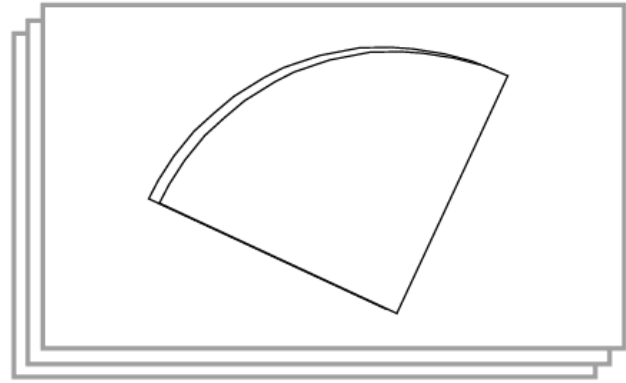
Beautiful Butterfly

Make a beautiful butterfly! You will need:

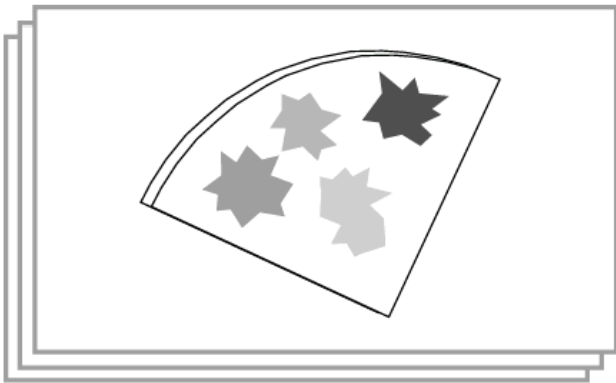
- coffee filter
- newspaper
- food coloring
- clothespin
- marker
- pipe cleaner



1. Fold a coffee filter in half.
Fold it in half again.



2. Wet the filter. Place it on a pile of newspaper.



3. Drop different colors of food coloring on the folded filter.
Watch the colors blend together!

Unfold the filter. Let it dry on clean newspaper.



4. Clip the filter with a clothespin to make butterfly wings.

Draw a butterfly face on the clothespin. Use a pipe cleaner to make antennae.

Tip: For a bigger butterfly, use two filters, one for each wing.