


Name _____

Place the Shape

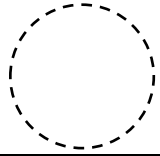
Directions: Color each shape below: circles, triangles, and squares. Cut out each shape. Using the chart on the next page, glue each shape in the appropriate column – place the circles in the circle column, squares in the square column, and triangles in the triangle column.



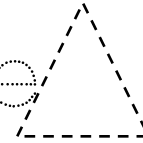
Name _____

Place the Shape

Circle



Triangle



Square

